



* Neo-Neon Hotel, Jiangmen, P.R. China



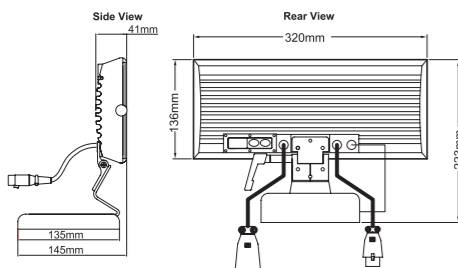
LED Vivid Wash II (High Power LED) (Direct DMX Control)

LED Vivid Wash II is an energy saving, RGB LED based, wash fixture, Incorporating 36 RGB Power LEDs the LED Vivid Wash II produces full color 16.7M true 24 Bit color changing effects for architectural and decorative illumination.

LED Vivid Wash II can be operated standalone, master slave with built in pre-programmed effects or directly with and standard DMX-512 controller. The LED Vivid Wash II is engineered with push button waterproof external LED display based user interface for setting the mode of operation or DMX Address. The LED Vivid Wash II used only 3 Channels of DMX to enable external programming of linear color changing, step based scenes as desired by the lighting designer. You can also add an easy to use pre-programmed external controller if you are DMX challenged such as the SRC-AI-100. For more information on controller functionality refer to the control section of this catalog.

The LED Vivid Wash II housing is composed of Aluminum Die Cast fixture housing, heat treated glass aperture plate, rated at IP65.

Dimensional Diagram



Specifications

Item No.	LW-320x130-WP-PC-120V/240V (RGB)	LW-320x130-WP-PC-AWB120V/240V (AWB)
LED Color Range	16.2M Troe 29-Bif Linear Color Changing	Power LED AWB (Amber, WLED White LED, Blue) For Linear Color Correlated Temperature (CCT) Control from 2000 to 10,000K
Light Source	High power LED	High power LED
LED Qty.	Red12, Green12, Blue12	Amber12, White12, Blue12
Beam Angle	25°	25°
Light Projecting Distance	20m	20m
Digital Interface	Standard DMX compatible	Standard DMX compatible
Control system	SRC-AI-100 Address writer/Simple controller	SRC-AI-100 Address writer/Simple controller
DMX Channels	3 Channels	3 Channels
Fixture Housing	Die Cast Powder Coated Aluminum	Die Cast Powder Coated Aluminum
Connecting Mode	Standard signal cord and power cord	Standard signal cord and power cord
Connector	3-pin signal connector	3-pin signal connector
Weight	3.9Kg	3.9Kg
Dimensions	L320xW145xH225mm	L320xW145xH225mm
Aperture Glass	Tempered Glass	Tempered Glass

Electrical Specifications

Operating Voltage	90-264V AC/24V DC	90-264V AC/24V DC
Operating Current	Max. 2A	Max. 2A
Power Consumption	48watts	48watts

Environmental Specifications

Operating Temperature	-20°C ~ -40°C	-20°C ~ +40°C
IP Rating	IP65	IP65

Vivid Wash II are available in Black or White Finish Standard. Custom Finishes upon request (Volume Dependant)

A,W,B Single Color Type



RGB Color Change Type
AWB Color Change Type
Amber Color Type
White Color Type
Blue Color Type

Specifications

Item No.	LW-320x130-WP-PC-A-120V/240V (Amber)	LW-320x130-WP-PC-W-120V/240V (White)	LW-320x130-WP-PC-B-120V/240V (Blue)
Light Source	High power LED	High power LED	High power LED
LED Qty.	Amber30	White30	Blue30
Beam Angle	25°	25°	25°
Light projecting Distance	20m	20m	20m
Fixture Housing	Die Cast Powder Coated Aluminum	Die Cast Powder Coated Aluminum	Die Cast Powder Coated Aluminum
Connecting Mode	Power cord	Power cord	Power cord
Weight	3.9Kg	3.9Kg	3.9Kg
Dimensions	L320xW145xH225mm	L320xW145xH225mm	L320xW145xH225mm

Electrical Specifications

Operating Voltage	90-264V AC/24V DC	90-264V AC/24V DC	90-264V AC/24V DC
Operating Current	Max. 1.7A	Max. 1.7A	Max. 1.7A
Power Consumption	40watts	40watts	40watts

Environmental Specifications

Operating Temperature	-20°C ~ +40°C	-20°C ~ +40°C	-20°C ~ +40°C
IP Rating	IP65	IP65	IP65

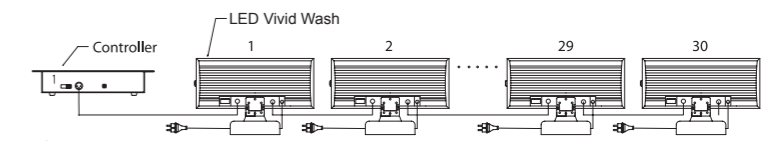


Connection Example

DMX 512 or SRC-AI-100

Example 1

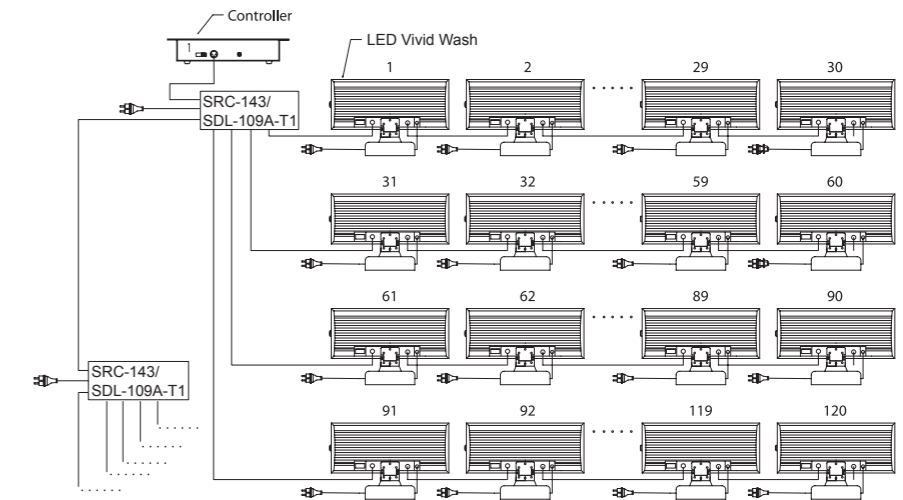
Up to 30 units can be connected in this configuration without the need for a signal amplifier. See Example 2 for larger applications and requirements.



Example 2

(When more than 30 Fixtures from one controller is required and the distance of more than 150 Meters distance between the controller and last fixture is required)

Add (1) Signal Amplifier SRC-143 for every 4 groups of 30 fixtures (120 Total per SRC-143)
Connect the output of the first SRC-143 to the input of the next SRC-143 to add additional groups.
See Page# P496-499 of this catalog for more information on the SRC-143 Signal Amplifier.



Example 1-Expanded (When more than 30 Fixtures from one controller is required)
Add (1) Signal Amplifier SDL-109A-T1 between each group of 30 fixtures. See Page# 502-507 of this catalog for more information on the SDL-109A-T1 Signal Amplifier.
The maximum distance should not extend 150m between controller and the last lighting fixture.

Available Interconnection Cables
XLR-Male to Mini Female XLR
Part# XLRM-M-XLRF

XLR-Female to Mini Male XLR
Part# XLRF-M-XLRM

Controllers

DMX-512
SRC-AI-100 (Page P502-507)
* Controllers sold separately

DMX Function Chart

Mode	DMX Channels	Channel	Name	Value	Function
1 Pixel	3	1	Amber	0-255	0-100% Intensity
		2	White	0-255	0-100% Intensity
		3	Blue	0-255	0-100% Intensity