

LED ROPE LIGHT BULK REELS

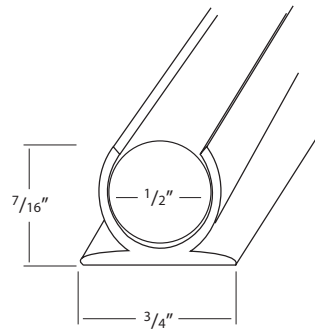
Multiple voltages, diameters and color options

LED ROPE LIGHT

Reels in 12V, 24V and 120V are economical and versatile. Use for energy efficient accent light, outlines, railings, steps, coves, patios, gazebos, wine cellars, retail displays and more.

FEATURES

- Cost effective lighting for a variety of applications
- Vibrant, long lasting colors that grab attention
- Produces virtually no heat for maximum safety
- Bulk reels can be field cut for maximum project flexibility (ULRL-LED UL listing becomes void if rope is cut)
- Bulk reels include five conkits (one is pre-attached) and 50 mounting clips (no accessories included with chasing rope)
- Sold in 150 foot reels only



REELS

120V

	—		—	150
LED-MRL (3/8" diameter) ULRL-LED (1/2" diameter)		AM, RE, YE (60" cut) BL, GR, WH, WW (36" cut)		150 foot reel

	—		—	150
LED-DL (1/2" diameter)		AM, RE, YE (72" cut) BL, GR, WH, WW (43" cut)		150 foot reel

120V Chasing (2-Channel)

	—		—	150
LED-DLCH (1/2" diameter)		AM, RE, YE (120" cut) BL, GR, WH, WW (72" cut)		150 foot reel

Color Key

AM = Amber
BL = Blue
GR = Green
RE = Red
WH = White
WW = Warm White
YE = Yellow

12V and 24V

	—		—		—	150
RL-LED (1/2" diameter)		WH, UWW		12V (3" cut) 24V (6" cut)		150 foot reel

In any outdoor installation, all conductors must be coated with dielectric grease, and properly sealed with silicone and shrink tube.

For chasing controllers, please visit www.americanlighting.com.

BILL OF MATERIALS














- Order reel(s) in desired color(s)
- Order additional RL-LED-CONKIT-1.6AMP conkits as needed (five are included with each reel)
- Review other power accessories such as splice connectors, jumpers or 'T's and order as needed
- Order mounting track for straight runs (recommended); 50 clips included with each reel

ACCESSORIES Accessories work for all voltages unless otherwise noted. Part numbers that begin with MRL or MDL = 3/8" diameter, part numbers that begin with DL or RL = 1/2" diameter.

 <p>MRL-LED-CONKIT-1.6AMP RL-LED-CONKIT-1.6AMP 120V non-UL power connector kit with five foot cord, power connector and end cap; 1.6A inverter on cord Two prong polarized plug</p>	 <p>RL-LED-CONKIT-4A-NP 12V or 24V non-UL power connector kit with five foot cord, power connector and end cap; 4A inverter on cord, no plug</p>
 <p>MRL-LED-SPLICE, RL-SPLICE Non-UL splice connector, includes power pin connector</p>	 <p>MRL-EXTKIT2 RL-EXTKIT2, RL-EXTKIT15 Two foot (MRL- and RL-EXTKIT2) or fifteen foot (MRL- or RL-EXTKIT15) jumper for connecting two sections of rope together, includes two power connectors, white cord</p>
 <p>MRL-LED-INV SPL, RL-INV SPL Invisible splice connector, use with DL-ST (sold separately)</p>	 <p>MDL-END, DL-END Clear plastic end cap</p>
 <p>MDL-CLIP/SCREW, DL-CLIP/SCREW Clear "U" shaped mounting clip that securely holds rope light in place, includes mounting screw</p>	 <p>MRL-LED-PWR, RL-PWR Non-UL power connector</p>
 <p>ALTR, LED-DR, LED-TR and TR Series* Various 12V or 24V power supplies (see pages 50, 51 and 55 for dimensions)</p>	 <p>MDL-TRACK-4, DL-TRACK-4 Four foot clear mounting track with UV rating for outdoors; recommended for use with straight line installations</p>

Additional 3/8" accessories include MRL-LED-PCEX9, MRL-LED-PCY and MRL-LED-T. Shrink tube is sold by the foot (DL-ST and MDL-ST).

TECHNICAL SPECIFICATIONS

Voltage	12V, 24V and 120V, 60Hz AC operation (1.6A inverter on cord converts AC power to DC for LEDs)	 
Construction	UV resistant clear PVC housing with LEDs spaced every 1", horizontal mount for LED-DLCH and LED-MRL; vertical mount for ULRL-LED. LED-DL has 1.2" between LEDs, horizontal mount	
Mounting	Clear plastic mounting clips or track	 
Bulk reel	150 feet	
Dimensions	LED-MRL = 3/8" diameter; ULRL-LED, LED-DLCH, RL-LED, LED-DL = 1/2" diameter	
Light Output	WH = 6.3 lumens per foot, WW = 5.5 lumens per foot (except LED-DL-WH-150 = 5.2 lumens per foot and LED-DL-WW-150 = 4.6 lumens per foot)	 
Wattage	BL, CW, GR and UWW = 0.77 watt per foot; AM, RE and YE = 0.47 watt per foot	
Maximum run	150 feet for 120V; 60 feet for 24V; 30 feet for 12V	
Cuttability	As noted on facing page	
LED specs	60,000 hour rated life for Whites, 100,000 hour rated life for all other colors; 2V, 15-20mA for Red and Yellow; 3V, 15-20mA for all other colors	
Dimmers	Switched wall outlets cannot be used with wall dimmers per the NEC. *Minimum loads apply for ALTR, LED-TR and TRE series power supplies; and for most wall dimmers. Dimmable with most CFL/LED and low voltage electronic dimmers.	
Packaging	White box	