

# TWILIGHT SHOOTING STAR - LED DIGITAL STAR LIGHTING



***YOU COMMAND THE NIGHT!***

WieDaMark's Shooting Star Kit creates exciting night sky effects with WieDaMark's innovative digital star LED technology. Eye dazzling shooting star effects are sure to amaze. Available in white light or full color models with an optional RS232 controller for unlimited control.



## INSTALLATION IS SIMPLE AND EASY!

- 1 Position template to your chosen surface and drill the shooting star pattern.
- 2 Insert the fibers into the holes and glue into place.
- 3 Screw the pre-made fiber head into the Shooting Star module then turn it ON!

You can trim the fibers flush after your final coat of paint. Intervals of your desired effect can be adjusted through DIP switches on the back of the Shooting Star module.

### KIT INCLUDES:



STAR KIT MODULE



8 FT. FIBER OPTIC TAIL



12 VOLT POWER SUPPLY

# TWILIGHT SHOOTING STAR - LED DIGITAL STAR LIGHTING



STAR KIT MODULE



8' or 12' FIBER OPTIC STRANDS  
Add another interface to daisy chain fibers and expand coverage area.



12 VOLT  
POWER SUPPLY



TEMPLATE\*

## KEY FEATURES:

- 12 VDC Power Supply
- 144 Fiber Stars w/ 8ft. long fibers  
OR 320 Fibers Stars w/ 12ft. long fibers
- 1, 5, 10 Minute & Random Intervals
- RS232 Serial Controllable *(Sold Separately)*
- Optional IR Control *(Sold Separately)*
- Remote Momentary Switch Ready *(Switch Sold Separately)*
- Stand Alone Mode – Dip Switch Program

## BENEFITS:

- Digital Electronics
- Compact Design
- Quiet Operation *(no fan)*
- No Moving Parts!
- Long Life LED's
- Low Wattage



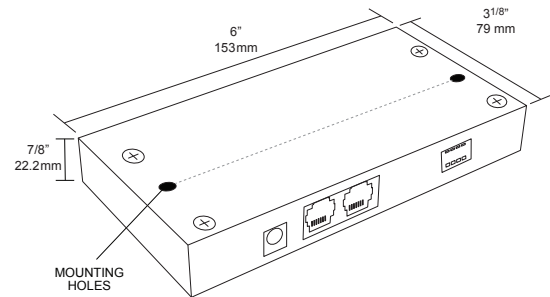
## THE TWILIGHT SHOOTING STAR KIT

creates exciting night sky effects with WieDaMark's innovative digital star LED technology. Eye dazzling shooting star effects are sure to amaze.

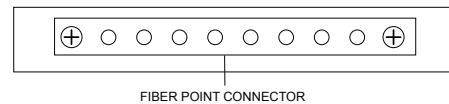
Available in white light or full color models with an optional RS232 controller for unlimited control.

**"You command the night!"**

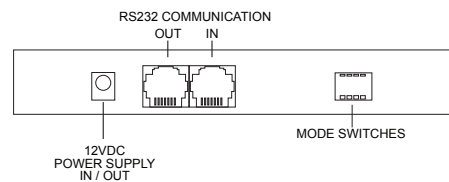
## TECHNICAL INFO:



### FRONT




### BACK





## Dip Switch Settings for Shooting Star Light Engine

The STAR EFFECTS are determined by the dip switches. The dip switch settings allow you to control a variety of effects including sparkle, scintillation, rain, strobe, etc.).



*Shooting Star 10 Min Setting Shown Above*

MODE	SWITCH 1	SWITCH 2	SWITCH 3	SWITCH 4
Shooting Star 10 Sec	Up	Up	Up	Down
Shooting Star 1 Min	Down	Up	Up	Down
Shooting Star 2 Min	Up	Down	Up	Down
Shooting Star 5 Min	Down	Down	Up	Down
Shooting Star 10 Min	Up	Up	Down	Down